



PRICE PUMP[®]

CENTRIFUGAL PUMPS




THINK QUALITY.
THINK DELIVERY.
THINK PRICE.

TABLE OF CONTENTS

APPLICATIONS AND FEATURES 2

CENTRIFUGAL PUMPS



F/P 3

LT 4

OH 5

HP 6

MS 7

RP 8

RC 9

CD 10

SP 11

CL 12

XT 13

XL 14

JB 15

XJ 16

ABOUT PRICE PUMP[®] 17

APPLICATIONS AND FEATURES

ADVANTAGES

- BROAD RANGE OF SIZES & CONFIGURATIONS** – 12 DIFFERENT PUMP FAMILIES WITH OVER 125 UNIQUE MODELS
- MATERIALS OF CONSTRUCTION** – 316SS, CAST IRON, BRONZE, HASTELLOY AND MULTIPLE NON-METALLIC MATERIALS ARE AVAILABLE
- MECHANICAL SEALS** – A WIDE VARIETY OF STANDARD MECHANICAL SEALS ALONG WITH CUSTOM SEAL DESIGNS ARE AVAILABLE
- LOW MAINTENANCE** – RELIABLE PUMP OPERATION REDUCES DOWN TIME AND KEEPS MAINTENANCE COSTS AT A MINIMUM

APPLICATIONS

- CHILLERS / LIQUID COOLING • SEMI-CONDUCTOR • CHEMICAL HANDLING / TRANSFER • WATER TREATMENT • DEIONIZED WATER
- PHARMACEUTICAL • CAUSTIC FLUIDS • SCRUBBER APPLICATIONS • FRAC WATER TREATMENT • VAPOR DEGREASERS
- WASTEWATER TREATMENT • PULP AND PAPER • INDUSTRIAL / CHEMICAL PROCESSING • FILTRATION • BIODIESEL PRODUCTION

DESIGN FEATURES

COMPACT DESIGN – A COMPACT, CLOSE COUPLED DESIGN ALLOWS FOR EFFICIENT PLACEMENT IN A VARIETY OF APPLICATIONS AND INSTALLATIONS.

MECHANICAL SEALS – ALL COMMONLY AVAILABLE MECHANICAL SEALS ARE UTILIZED FOR EASE OF AVAILABILITY. SPECIALTY MATERIALS ALSO AVAILABLE AND COMMONLY STOCKED FOR QUICK DELIVERY.

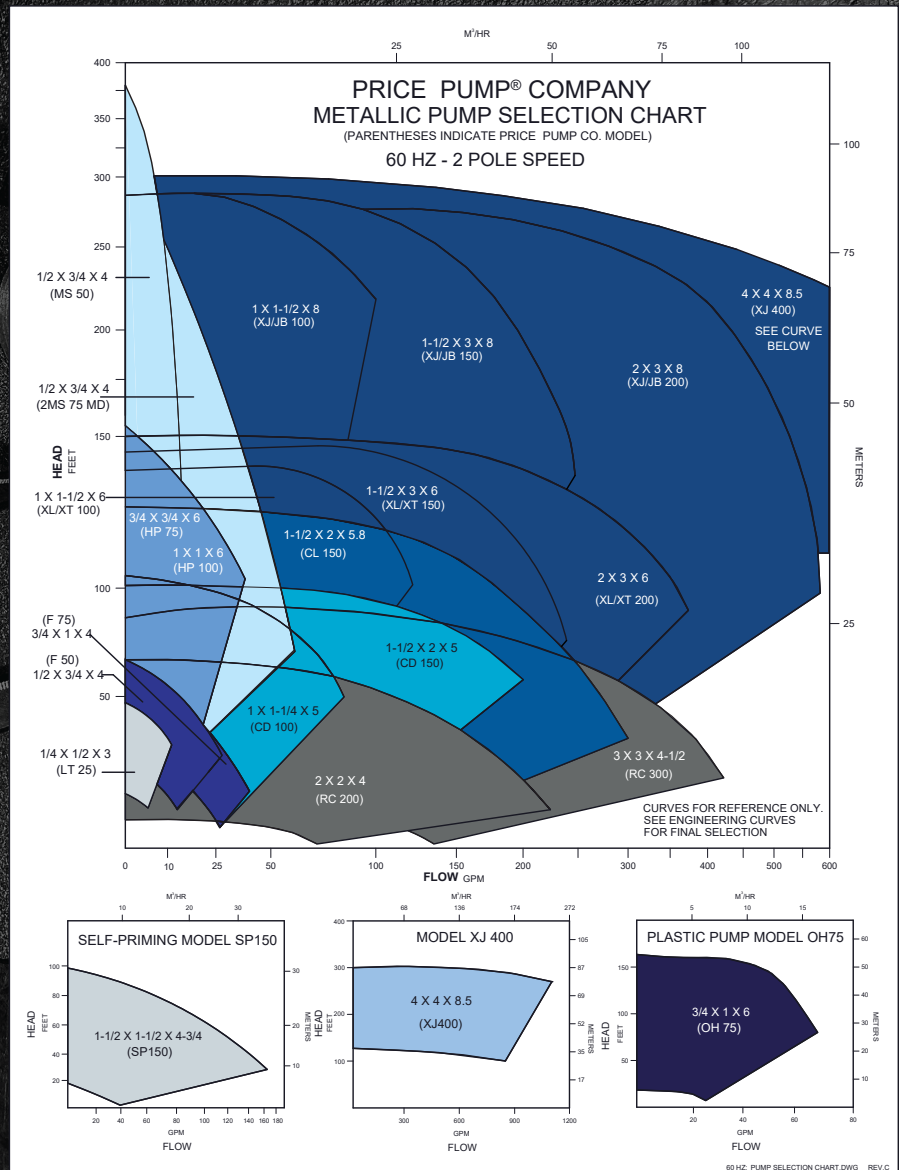
AVAILABLE OPTIONS – RECIRCULATION LOOPS, SEAL FLUSH, SAMPLING PORTS, AIR/VAPOR PURGE AND INSTRUMENTATION PORTS ARE AVAILABLE OFF THE SHELF. FRAME MOUNT & BASE PLATE MOUNTING. SHAFTS ARE AVAILABLE WITH A TUNGSTEN CARBIDE COATING FOR ABRASIVE APPLICATIONS. MAGNETICALLY DRIVEN AND VERTICAL OPTIONS ARE AVAILABLE AS WELL.

UNIVERSAL BRACKETS PUMP BRACKETS MOUNT TO A VARIETY OF STANDARD NEMA MOTORS RANGING FROM NEMA 42C, NEMA 56C AND 56J, AND 143 - 364JM MOTORS.

PERFORMANCE

TWELVE DIFFERENT PUMP MODELS ARE AVAILABLE TO MEET A WIDE RANGE OF PERFORMANCE REQUIREMENTS

- CAPACITIES TO 1100 GPM
- HEADS TO 380 FEET
- TEMPERATURE FROM CRYOGENIC TO 350F
- WORKING PRESSURES TO 300 PSIG
- CLOSE COUPLED MOTORS TO 100 HP



TYPE F/P

FLOWS TO 45 GPM / HEADS TO 65 FEET



MATERIALS

- IRON
- BRONZE

MODELS

- F50 – 0.50" x 0.75" x 3.94"
- F75 – 0.75" x 1" x 3.75"
- P50 – 0.50" x 0.75" x 3.94"
- P75 – 0.75" x 1" x 3.75"

APPLICATIONS

- AIR CONDITIONING
- WASHER MACHINES
- CARPET CLEANERS
 - BILGE PUMPS
 - WASH DOWN
- CIRCULATING PUMPS
 - COOLANT PUMPS
 - BRINE CIRCULATION

FEATURES

- NEMA 56J MOTOR FRAME - STANDARD
- STANDARD MECHANICAL SEAL: 5/8" TYPE 6A BUNA, CARBON VS. CERAMIC
- MULTIPLE SEAL OPTIONS AVAILABLE
- COMPACT CLOSE COUPLED DESIGN
- FRAME MOUNT & BASE PLATE OPTION AVAILABLE

TYPE LT

FLOWS TO 10 GPM / HEADS TO 50 FEET

MATERIALS

- STAINLESS STEEL
- BRONZE

MODELS

- LT25- 0.25" x 0.50" x 3.34"

APPLICATIONS

- VAPOR DEGREASERS
- CHILLERS
- FILTER SYSTEMS
- WATER TRANSFER
- SOLVENTS
- WATER TREATMENT SYSTEMS
- VARIOUS INDUSTRIAL CHEMICALS
- ALKALINE SOLUTIONS
- DEIONIZED WATER

FEATURES

- NEMA 42C MOTOR FRAME - STANDARD
- STANDARD MECHANICAL SEAL: 5/8" TYPE 21 VITON®, CARBON, CERAMIC
- MULTIPLE SEAL OPTIONS AVAILABLE
- FRAME MOUNT, BASE PLATE, AND AIR MOTOR OPTION AVAILABLE
- RECIRCULATION FLUSH OPTION AVAILABLE
- VERTICAL OPTION AVAILABLE



TYPE OH

FLOWS TO 70 GPM / HEADS TO 160 FEET



PUMP ENERGY INDEX
.795 TO .855

MATERIALS

- CPVC
- PVDF

MODELS*

- OH75 – 0.75" x 1" x 6.12"
- OH75 – 0.75" x 1" x 6.03"

APPLICATIONS

- SUMP PUMPING
- ELECTRONICS
- PHOTO PROCESSING
- WATER TREATMENT
- ACID TRANSFER
- CHILLERS
- METAL ETCHING
- RECIRCULATING

FEATURES

- NEMA 56C MOTOR FRAME - STANDARD
- STANDARD MECHANICAL SEAL: 1" TYPE 36 VITON®, CARBON VS. CERAMIC
- MULTIPLE SEAL OPTIONS AVAILABLE
- COMPACT CLOSE COUPLED DESIGN
- FRAME MOUNT & BASE PLATE OPTION AVAILABLE

***PUMP IS NONMETALIC WHEN USING A STANDARD TYPE 36 SEAL**

TYPE HP

FLOWS TO 70 GPM / HEADS TO 185 FEET

MATERIALS

- STAINLESS STEEL
- BRONZE
- STAINLESS STEEL
- CPVC

MODELS

- HP75 – 0.75" x 0.75" x 6"
- HP100 – 1" x 1" x 6"

APPLICATIONS

- CIRCULATING CHILLED WATER
- BOOSTER PUMPS
- SPRINKLER PUMPS
- DEIONIZED WATER
- CHILLER PUMPS
- AIR CONDITIONING
- LASER COOLERS

FEATURES

- NEMA 56J MOTOR FRAME - STANDARD
- STANDARD MECHANICAL SEAL: 5/8" TYPE 21 VITON[®], CARBON VS. CERAMIC
- MULTIPLE SEAL OPTIONS AVAILABLE
- COMPACT CLOSE COUPLED DESIGN
- IMPELLER MATERIALS (CPVC, 316 STAINLESS STEEL)
- MAGNETICALLY DRIVEN OPTION AVAILABLE



PUMP ENERGY INDEX
0.746 TO .892



PRICE PUMP

TYPE MS

FLOWS TO 20 GPM / HEADS TO 385 FEET



MATERIALS

- STAINLESS STEEL

MODELS

- 1MS50 – 0.50" x 0.75" x 4.12"
- MULTIPLE STAGES AVAILABLE

APPLICATIONS

- DEIONIZED WATER SYSTEM
- ULTRA-FILTRATION SYSTEM
- LASER SYSTEM COOLING
- REVERSE OSMOSIS SYSTEMS
- ACID HANDLING

FEATURES

- NEMA 56C MOTOR FRAME - STANDARD
- STANDARD MECHANICAL SEAL: 5/8" TYPE 21 VITON[®], CARBON VS. CERAMIC
 - MULTIPLE SEAL OPTIONS AVAILABLE
 - OPTIONAL POWER FRAME AVAILABLE
- MAGNETICALLY DRIVEN OPTION AVAILABLE



PRICE PUMP

TYPE RP

FLOWS TO 50 GPM / HEADS TO 120 FEET

MATERIALS

- NORYL

MODELS

- RP75 – 0.75" x 0.75" x 5.12"

APPLICATIONS

- WATER PURIFICATION
- DESALINATION
- REVERSE OSMOSIS
- MARINE
- TEMPERATURE CONTROL

FEATURES

- NEMA 56C MOTOR FRAME - STANDARD
- STANDARD MECHANICAL SEAL: 1" TYPE 36 VITON®, CARBON VS. CERAMIC
- MULTIPLE SEAL OPTIONS AVAILABLE
- FRAME MOUNT & BASE PLATE OPTION AVAILABLE
- COMPACT CLOSE COUPLED DESIGN
- NEMA 56J MOTOR FRAME AVAILABLE



PUMP ENERGY INDEX
.845

TYPE RC

FLOWS TO 425 GPM / HEADS TO 80 FEET



PUMP ENERGY INDEX
.970

MATERIALS

- STAINLESS STEEL
- BRONZE
- CAST IRON

MODELS

- RC200 – 2" x 2" x 4.06"
- RC300 – 3" x 3" x 4.62"

APPLICATIONS

- COOLANT PUMPS
- CHEMICAL TRANSFER
- COOLING TOWERS
 - CIRCULATING
 - WASHERS
- AQUACULTURE
- MACHINE TOOL COOLANTS

FEATURES

- NEMA 56C MOTOR FRAME - STANDARD
- STANDARD MECHANICAL SEAL: 5/8" TYPE 6A BUNA, CARBON VS. CERAMIC (CAST IRON)
- STANDARD MECHANICAL SEAL: 5/8" TYPE 21 VITON, CARBON VS. CERAMIC (STAINLESS)
 - MULTIPLE SEAL OPTIONS AVAILABLE
- FRAME MOUNT & BASE PLATE OPTION AVAILABLE
 - VERTICAL OPTION AVAILABLE



PRICE PUMP

TYPE CD

FLOWS TO 175 GPM / HEADS TO 95 FEET

MATERIALS

- STAINLESS STEEL
- BRONZE
- CAST IRON
- HASTELLOY C

MODELS

- CD100 – 1" x 1.25" x 4.94"
- CD150 – 1.5" x 2" x 4.94"

APPLICATIONS

- TEMPERATURE CONTROL
- CHEMICAL PROCESS
- WASTEWATER TREATMENT
- AGRICULTURE – ACID FERTILIZERS
OTHER AGRICULTURAL CHEMICALS



PUMP ENERGY INDEX
.930 TO .950

FEATURES

- NEMA 56C MOTOR FRAME - STANDARD
- STANDARD MECHANICAL SEAL: 5/8" TYPE 6A BUNA, CARBON VS. CERAMIC (CAST IRON, BRONZE)
- STANDARD MECHANICAL SEAL: 5/8" TYPE 21 VITON, CARBON VS. CERAMIC (STAINLESS STEEL)
- STANDARD MECHANICAL SEAL: 5/8" TYPE 9 TEFLON, CARBON VS. CERAMIC (HASTELLOY C)
- MULTIPLE SEAL OPTIONS AVAILABLE
- VERTICAL AND MAGNETICALLY DRIVEN OPTIONS AVAILABLE

TYPE SP

FLOWS TO 150 GPM / HEADS TO 95 FEET



MATERIALS

- CAST IRON
- STAINLESS STEEL

MODELS

- SP150 – 1.50" x 1.50" x 4.75"/4.50"

APPLICATIONS

- CHEMICAL TRANSFER
- PUMPING SOLVENTS
- AGRICULTURAL
- DEWATERING
- FILTERS
- GROUND WATER REMEDIATION
- CHEMICAL SUMP PUMPS
- WASTEWATER TREATMENTS

FEATURES

- NEMA 56C MOTOR FRAME - STANDARD
- STANDARD MECHANICAL SEAL: 3/4" TYPE 21 VITON[®], CARBON VS. CERAMIC (STAINLESS STEEL)
- STANDARD MECHANICAL SEAL: 3/4" TYPE 21 BUNA, CARBON VS. CERAMIC ON (CAST IRON)
- MULTIPLE SEAL OPTIONS AVAILABLE
- SEAL FLUSH AND OTHER OPTIONS AVAILABLE
- OPTIONAL FRAME MOUNTED AND AIR MOTOR
 - SELF-PRIMING PUMP
 - SUCTION LIFT UP TO 20 FEET



TYPE CL

FLOWS TO 300 GPM / HEADS TO 160 FEET

MATERIALS

- STAINLESS STEEL

MODELS

- CL150 – 1.50" x 2" x 5.76"

APPLICATIONS

- ACIDS, ALKALIS, GLYCOLS, SOLVENTS, CAUSTICS
- REVERSE OSMOSIS
- SCRUBBERS
- FILTERS
- WASHERS
- DEIONIZED WATER



PUMP EFFICIENCY INDEX
.917

FEATURES

- NEMA 56C MOTOR FRAME - STANDARD
- STANDARD MECHANICAL SEAL: 1 1/2" TYPE 21 VITON[®], CARBON VS. CERAMIC
- MULTIPLE SEAL OPTIONS AVAILABLE
- FRAME MOUNT & BASE PLATE OPTION AVAILABLE
- SEAL FLUSH OPTIONAL
- VERTICAL AND MAGNETICALLY DRIVEN OPTIONS AVAILABLE



TYPE XT

FLOWS TO 400 GPM / HEADS TO 155 FEET



PUMP ENERGY INDEX
.933 TO .995

MATERIALS

- STAINLESS STEEL
- BRONZE
- CAST IRON

MODELS

- XT100 – 1" x 1.50" x 5.98"
- XT150 – 1.50" x 2" x 5.98"
- XT200 – 2" x 3" x 5.98"

APPLICATIONS

- CHEMICAL PROCESS
- DEIONIZED WATER
- COOLING TOWER
- CHILLERS
- PLATING EQUIPMENT
- HOT SOLVENTS, CAUSTICS
- WATER AND WASTEWATER TREATMENT

FEATURES

- NEMA 143 – 184JM MOTOR FRAME - STANDARD
- STANDARD MECHANICAL SEAL: 1 1/2" TYPE 21 BUNA (CAST IRON, BRONZE, ALL FITTED) AND TYPE 21 VITON® (STAINLESS STEEL), CARBON VS. CERAMIC
- MULTIPLE SEAL OPTIONS AVAILABLE
- FRAME MOUNT & BASE PLATE OPTION AVAILABLE
- VERTICAL AND MAGNETICALLY DRIVEN OPTIONS AVAILABLE



PRICE PUMP

TYPE XL

FLOWS TO 400 GPM / HEADS TO 155 FEET

MATERIALS

- STAINLESS STEEL

MODELS

- XL100 – 1" x 1.50" x 5.98"
- XL150 – 1.50" x 3" x 5.98"
- XL200 – 2" x 3" x 5.98"

APPLICATIONS

- CHEMICAL PROCESS
- DEIONIZED WATER
- COOLING TOWER
- CHILLERS
- PLATING EQUIPMENT
- HOT SOLVENTS, CAUSTICS
- WATER AND WASTEWATER TREATMENT

FEATURES

- NEMA 143 – 184JM MOTOR FRAME - STANDARD
- STANDARD MECHANICAL SEAL: 1 1/2" TYPE 21 VITON® (SS) CARBON VS. CERAMIC
- MULTIPLE SEAL OPTIONS AVAILABLE
- FRAME MOUNT & BASE PLATE OPTION AVAILABLE
- VERTICAL AND MAGNETICALLY DRIVEN OPTIONS AVAILABLE



PUMP ENERGY INDEX
.883 TO .948



TYPE JB

FLOWS TO 590 GPM / HEADS TO 290 FEET



MATERIALS

- STAINLESS STEEL

MODELS

- JB100 – 1" x 1.50" x 8"
- JB150 – 1.50" x 3" x 8"
- JB200 – 2" x 3" x 8"

APPLICATIONS

- WASTE WATER TREATMENT
- MUNICIPAL WATER TREATMENT
 - ACID MINE DRAINAGE
- FRAC WATER TREATMENT
 - OILFIELD BRINE
- CHEMICAL PROCESS
 - TRANSFER
- IRRIGATION / DRAINAGE

FEATURES

- NEMA 143 – 324JM MOTOR FRAME - STANDARD
- STANDARD MECHANICAL SEAL: 1 1/2" TYPE 21 VITON[®], CARBON VS. CERAMIC
 - MULTIPLE SEAL OPTIONS AVAILABLE
- FRAME MOUNT & BASE PLATE OPTION AVAILABLE

PUMP ENERGY INDEX
.823 TO .980

TYPE XJ

FLOWS TO 1100 GPM / HEADS TO 325 FEET

MATERIALS

- STAINLESS STEEL

MODELS

- XJ100 – 1" x 1.50" x 8"
- XJ150 – 1.50" x 3" x 8"
- XJ200 – 2" x 3" x 8"
- XJ400 – 4" x 4" x 8.50"

APPLICATIONS

- WASTE WATER TREATMENT
- MUNICIPAL WATER TREATMENT
- ACID MINE DRAINAGE
- FRAC WATER TREATMENT
- OILFIELD BRINE
- CHEMICAL PROCESS
- TRANSFER
- IRRIGATION / DRAINAGE

FEATURES

- NEMA 143 – 324JM MOTOR FRAME - STANDARD
- STANDARD MECHANICAL SEAL: 1 1/2" TYPE 21 VITON[®], CARBON VS. CERAMIC
- MULTIPLE SEAL OPTIONS AVAILABLE
- FRAME MOUNT & BASE PLATE OPTION AVAILABLE



PUMP ENERGY INDEX
.823 TO .990

ABOUT PRICE PUMP®

1932

FOUNDED BY E.L. PRICE IN EMERYVILLE, CALIFORNIA.

1962

PRICE PUMP® IS ACQUIRED BY LEON J. PAUL AND THE NAME IS RETAINED DUE TO THE REPUTATION FOR QUALITY AND SERVICE.

1980

THE AGRICULTURE MARKET IS REPLACED BY CHEMICAL, LASER, AND SEMICONDUCTOR MARKETS.

1989

PRICE PUMP® RELOCATES TO THEIR 32,000 SQUARE FOOT SONOMA CALIFORNIA FACILITY.

1992

BOB PIAZZA TAKES OVER AS PRESIDENT ALONG WITH HIS 24 YEARS OF PUMP EXPERIENCE.




1994

PRICE PUMP® CONTINUES TO INNOVATE AND LAUNCHES A LINE OF MAGNETICALLY DRIVEN SEAL-LESS PUMPS.

1999

AIR OPERATED DIAPHRAGM (AOD®) PUMPS ARE ACQUIRED FROM ITT-MARLOW.



2007

PRICE PUMP® PARTNERS WITH MITSUBISHI ELECTRIC AUTOMATION AND INTRODUCES VARIABLE FREQUENCY DRIVES (VFD).

2010

THE XJ400 IS INTRODUCED PRODUCING FLOWS OVER 1000 GALLONS PER MINUTE.

2012

PRICE PUMP® BECOMES AN ISO 9001 CERTIFIED COMPANY.



2012-2017

THE PURCHASE OF A NEW 3D PRINTER AND ADDITIONAL INVESTMENT IN ENGINEERING DESIGN AND DEVELOPMENT LEAD TO RAPID PROTOTYPING. THIS LEADS TO SEVERAL NEW PUMP RELEASES.


2019

NEW CORPORATE HEADQUARTERS OPENED AT 2203 SMEED PARKWAY IN CALDWELL IDAHO. PRICE PUMP® MOVES ALL PRODUCTION TO THIS NEW FACILITY.



2020

PRICE PUMP® FINISHES COMPLIANCE TESTING IN THEIR NEWLY CONSTRUCTED STATE OF THE ART TEST FACILITY; VERIFICATION OF COMPLIANCE WITH DEPARTMENT OF ENERGY PUMP ENERGY INDEX STANDARDS IS COMPLETED.



PRICE PUMP®

**FOR ALL OF OUR CURRENT OFFERINGS AND LOCAL REPRESENTATIVES
PLEASE VISIT WWW.PRICEPUMP.COM**

**2203 SMEED PARKWAY
CALDWELL, ID 83605
1-800-345-PUMP (7867)**

